

HORQUILLAS CORREDERAS TIPO MECHANICS



CON BARRON / MANGUITO CORREDERO)

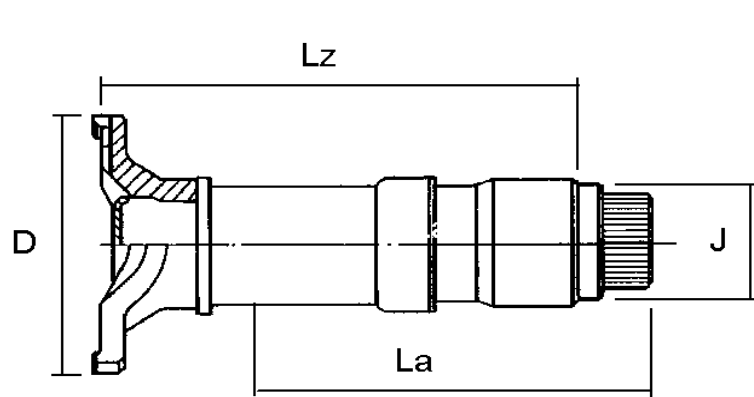


FIG. 1

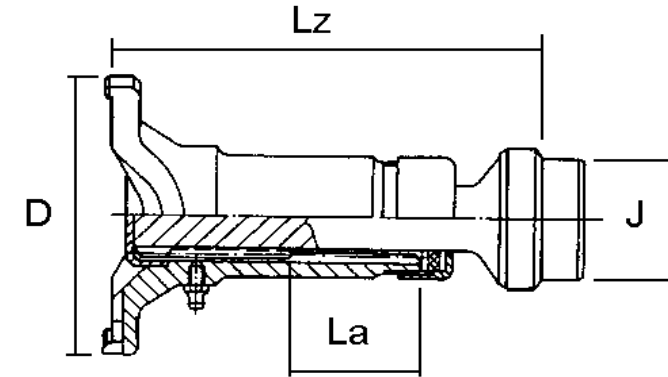
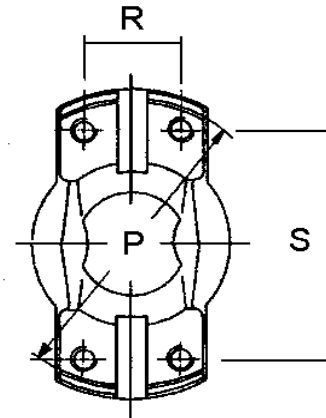


FIG. 2

REF. Cardyfren	PARA CRUZ			SERIE	FIG.	Lz	La	Ø J	D	PARA TUBO	OBSERVACIONES	EQUIV.		
	Ø P	R	S											
002C 7001	79,35	33,34	59,53	2C	2	160	50	44	85	50 x 3	Standard	2C		
004C 7001	107,9	36,7	87,37	4C	2	160	50	44	116	50 x 3	Standard	4C		
005C 7001	115	42,8	88,9	5C	1	203	110	52	123	60 x 4	Standard	5C		
006C7001-TR	140,4	42,9	114,3	6C	2		58	60		70x5	Standard	6C		
006C 7001	140,4	42,9	114,3	6C	1	241	105	62	147	70 x 4	Standard	6C		
006C 7002	140,4	42,9	114,3	6C	1	235	120	62	147	70 x 4	Largo recorrido	6C		
007C 7001	148,4	49,2	117,6	7C	1	240	110	72,5	156	80 x 4	Standard	7C		
008C 7001	206,3	49,2	174,6	8C	1	350	150	82,5	216	92 x 4	Standard	8C		
085C 7001	165	71,4	123,8	8,5C	1	306	110	90	177	100 x 5	Standard	8,5C		
009C 7001	209,5	71,4	168,3	9C	1	320	110	98,5	219	111,5 x 6,75	Standard	9C		
010C 7001	212,5	92,1	165	10C	1	360	150	130	225	140 x 5	Standard	10C		
011C 7001	223,8	89	172,7	11C	1	393	150	130	235	140 x 5	Standard	11C		