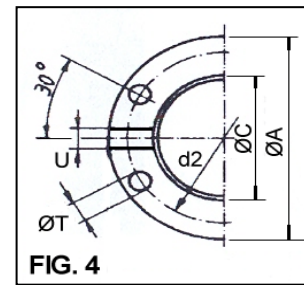
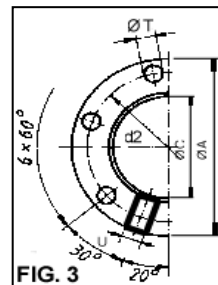
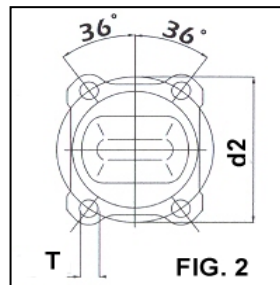
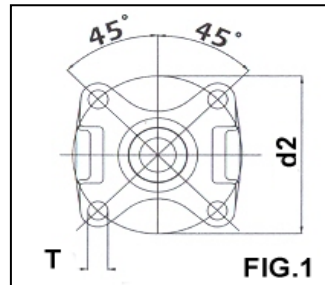


PLATOS VARIOS



REF. Cardyfren	PARA CRUZ		SERIE	FIG.	TIPO	ØA	N° Talad.	ØT	ØC	E	Ø d2	C1	C2	β	OBSERV
	Ø B	D													
VWLT3001	31	88				120	4	10	75 H		101,5				VW LT / Transporter
VWIV3001	27	80				100	6	8	57 H		84				VW / IVECO Ekus
114030SU01	23,8	61,2	1100				4	8	45 M		79				SUZUKI
131030IS01	27	81,7	1310			105	4	8,2	65 M	41,4		69	50		ISUZU - OPEL
131030NI01	27	81,7	1310				4	13	65 H		108,6	76,8	76,8		NISSAN PATROL GR
131030NI02	27	81,7	1310		SAE	100	4	10	50 M	53	81,25	57	57		NISSAN
131030NI04	27	81,7	1310		SAE	84	4	10	50 M	45	81,25				NISSAN
131030NI03	27	81,7	1310		SAE		4		65 M			67	67		NISSAN
135030FT01	30,1	92	1350	1			4	12,75	50,8 H	41,9	107,95	76	76		FORD TRANSIT
201530NI01	27	74,5	2015				4		65 M			67	67		NISSAN
682030NI01	30,2	81,8	2020		SAE		4	12,5	65 M		95	67	67		NISSAN
682030FT01	30,2	81,8	2020	2			4	10,2	65 M	46	85				ISUZU
682030FT02	30,2	81,8	2020	1			4	12,75	17 Talad	44,9	107,95				FORD TRANSIT
01953002	38	110	195	3		120	6	10,4	72	56	102			35°	UNIMOG

M = Centraje macho.
H = Centraje hembra.